



### District Report Card: 2017


<b>State:</b> Haryana	<b>District:</b> Sirsa
<b>Class:</b> 8	<b>Subject:</b> Science
<b>Schools:</b> 51	<b>Students:</b> 1210


### Participation/Coverage


#### Students

<div>GENDER</div> <div></div>	Boys		Girls	
	Number	%	Number	%
	609	50.33	601	49.67

<div>AREA</div> <div></div>	Rural		Urban	
	Number	%	Number	%
	1037	85.70	173	14.30

<div>CATEGORY</div> <div></div>	SC		ST		OBC		GEN	
	Number	%	Number	%	Number	%	Number	%
	731	60.41	1	0.08	287	23.72	191	15.79

<div>CWSN</div> <div></div>	LD	VI	HI	S&LD	ID	Oth
	0	4	3	0	3	22

<div>Management</div> <div></div>	Government		Government-aided	
	Number	%	Number	%
	1190	98.35	20	1.65

### Average Performance of Students in Science (%)

Overall	Gender		Area		Management		Social Group			
	Male	Female	Rural	Urban	Govt.	Aided	SC	ST	OBC	GEN
44.00	42.69	45.32	43.13	49.21	43.62	66.33	41.30	20.00	49.80	45.72

## Performance on Learning Outcomes (LOs)

Learning Outcomes	Description	Average Performance(%)
SCI703	Classifies materials and organisms based on properties/characteristics	37.79
SCI704	Conducts simple investigation to seek answers to queries	37.31
SCI705	Relates processes and phenomenon with causes	36.37
SCI708	Measures and calculates e.g., temperature; pulse rate; speed of moving objects; time period of a simple pendulum, etc.	48.18
SCI710	Plots and interprets graphs	37.67
SCI711	Constructs models using materials from surroundings and explains their working	30.17
SCI801	Differentiates materials, organism and processes	63.73
SCI804	Relates processes and phenomenon with causes	50.00
SCI805	Explains processes and phenomenon	35.77
SCI807	Measures angles of incidence and reflection, etc.	35.04
SCI811	Applies learning of scientific concepts in day-to-day life	42.40
SCI813	Makes efforts to protect environment	63.72

Range of Performance of Students who Answered Correctly							
Below 30%		30% - 50%		50% - 75%		Above 75%	
Number	%	Number	%	Number	%	Number	%
340	28.10	430	35.54	333	27.52	107	8.84

### Lowest Performing Learning Outcomes (LOs)

- 1 - Constructs models using materials from surroundings and explains their working (30.17)
- 2 - Measures angles of incidence and reflection, etc. (35.04)
- 3 - Explains processes and phenomenon (35.77)
- 4 - Relates processes and phenomenon with causes (36.37)
- 5 - Conducts simple investigation to seek answers to queries (37.31)